

Module Eight:

**The use of various
Alphabetic Code Charts
and sensible pace
for introducing the
letter/s-sound correspondences**

Module Eight: Part 1

a) Teaching the alphabetic code as a code

To consider the *terminology* used based on teaching a CODE, and how to present alphabetic code information to learners and their parents and carers

To understand the rationale of a generic structure for Alphabetic Code Charts and their potential variety and scope

To understand that Alphabetic Code Charts are important tools of accountability

Teach the alphabetic
code **AS A CODE** and use
terminology based on
the alphabetic **code**



“It is what it is”

Code-based terminology is suitable for all ages and phonics is lifelong. Code-based language replaces common expressions such as:

*“This letter **makes** the /a/ sound.”*

*“This letter **says** its name.”*

*“These letters **say** /sh/.”*

“It is what it is”

“These letters **say** /sh/.”

This presents a babyish image for phonics.

**Why persist in using infant language
to teach the most complex alphabetic
code in the world?**

“It is what it is”

**There are no specific ‘silent letters’
because **all** letters are silent!**


**Letters say nothing,
and no letters make sounds!**

“... the code for ...”

straight



In *this* word, *these* letters
are code for /ai/.



Repeat this to familiarise the phrase

It is very useful to refer to both letters *and* letter groups as **graphemes**

Remember that the **alphabetic code** is the *reversible* relationship between the **phonemes** and the **graphemes**.

An **alphabetic code chart** is a very powerful way to illustrate this visually.

This version illustrates the **colour-coding** of the **12** units of work in PI

There is a webpage for:

- the **Early Years Starter Package**
- each unit of work 1 to 12
- additional resources **'Extras'**

The image shows a vertical stack of 12 units of work, each represented by a small grid. Each grid contains various colored cells (red, blue, green, yellow, purple) and text, likely representing different components or activities within each unit. The units are numbered 1 to 12 from top to bottom. The text within the grids is small and difficult to read, but it appears to be organized into rows and columns, possibly representing a curriculum or a set of activities. The colors are used to distinguish between different parts of each unit.


Phonics International Index


NEW - PowerPoint to support the delivery of 'Parents Information Events' Note and Disclaimer: This PowerPoint may be adapted to suit your school's needs provided that this is made clear to parents		Click
Free - Early Years Starter Package letter/s-sound correspondences as in Units 1 to 6		Click
Unit	The main letter/s-sound correspondences introduced and/or revisited in each unit	Click ↓
Unit 1	s a t i p n c k ck e h r	CLICK
Unit 2	m d g o u l -ll f -ff s -ss b j y ai ay w oa ow ie igh -le o	CLICK
Unit 3	ee or z -zz w wh ea e-ea /z/ s se ze	CLICK
Unit 4	ng nk v ve oo-oo y -y x ch sh th-th	CLICK
Unit 5	qu ou ow-ow oi oy ue-ue er ar -ve -ce s-ss ge-j -se y-y-y	CLICK
Unit 6	ce,ci,cy ge,gi,gy o-oe 'oes' ie,i-e ee,e-e oe,o-e ae,a-e ue,u-e air are ear ere eer ear ere ier Ir ur ear wor er,our -re	CLICK
Unit 7	le il al el aw au al oar oor ore our ch,tch ge,dge x,x kn wr mb sc gu bu ch rh	CLICK
Unit 8	sh,ch ti ci ssi /zh/ si s z g ge ou 'ous' ph gh g,gg,gh ch,ch,ch wa qua war gn st	CLICK
Unit 9	-ey eigh -ea -aigh -ey -ie -y -ie ei	CLICK
Unit 10	-o -ew -ui -ou -o eu ew -iew	CLICK
Unit 11	ough augh ch qu -que quar	CLICK
Unit 12	-gue -ine -ine -ine mn ps alm alt -ture -eau -re	CLICK
Extras	Resources which are non-unit specific	CLICK

Colour-coded to match the Alphabetic Code Chart

Alphabetic Code Charts

Alphabetic Code Charts

from  **Phonics International**
by Debbie Hepplewhite



[Home](#) [Training Options](#) [Parents' Information](#) [Message Forum](#)

Welcome!

Welcome to our website dedicated to the provision of Alphabetic Code Charts.

These charts have been designed to increase understanding of the complex spelling system of the English language. We suggest that the notion of Alphabetic Code Charts should be as well known, and used, as Alphabet Posters.


Whilst Alphabet Posters show the 26 upper case (capital) and 26 lower case letter shapes teaching letter knowledge, alphabetical order and handwriting, in contrast Alphabetic Code Charts illustrate the smallest sounds of speech (phonemes and combined phonemes) linked to the graphemes (letters and letter groups) which ARE CODE FOR the sounds. Thus, Alphabetic Code Charts support the teaching and learning of the many letter/s-sound correspondences of the alphabetic code for reading and spelling.

Debbie's charts have been well-received and they are used in schools, homes and universities internationally – wherever the English language is being taught for reading and writing or to support teacher-training.

People can select their preferred versions, as appropriate for their needs, and use them as part of the Phonics International reading, spelling and writing programme – or use them to complement other programmes of work aimed at teaching and training in basic literacy knowledge and skills.
You will find versions suitable for anyone of any age – for teachers and for learners!

Learners need full and proper access to both Alphabet Posters and Alphabetic Code Charts as they each have different roles to play in becoming literate.

Are you displaying a 'giant' Alphabetic Code Chart on your classroom wall?



Debbie Hepplewhite MBE
FRSA

"Everyone, from young learners to adults, benefits from the use of Alphabetic Code Charts.

Every classroom could have a suitable Alphabetic Code Chart which can be generic or programme-specific."

[Debbie's definition of an Alphabetic Code Chart \(Click\)](#)

- Home
- About
- Contact
- Free Alphabetic Code Charts
- Alphabetic Code Charts to buy
- Phonics International Programme
- Free Alphabet and Handwriting Resources
- Phonics International for Pre-School
- Hear the Sounds of English
- Code Charts for Other Languages

www.alphabeticcodecharts.com

Where can you find the Alphabetic Code Charts?

Many versions via www.alphabeticcodecharts.com

Video clips to hear the sounds and see the spellings with example pictures and words on the [PI website](#)

Six starter charts in the [Early Years Starter Package](#): three styles for units 1 to 5, three for units 1 to 6

[Hard copy A4](#) 'Table Top', 'Giant' pull-up and hang down charts, [A3](#) 'Tough Mats' available to buy

Versions of Alphabetic Code Charts

The Alphabetic Code

	simple code	complex code				
/s/	s	-ss	-se	-ce	ce ci cy	se -st- ps
/a/	a					
/t/	t	-tt	-ed			
/i/	i	-y				
/p/	p	-pp				
/n/	n	-nn	-ne	kn	gn	
/k/	c	k	-ck	ch	qu	que
/e/	e	-ea	-ai			
/h/	h					
/r/	r	-rr	wr	rh		
/m/	m	-mm	-me	-mb	-mn	
/d/	d	-dd	-ed			

Colour the Code to Track Progress

Graphemes without key words

The English Alphabetic Code

simple code	dipping into complex code				
phonemes and key words	graphemes of units 1 to 6				
/s/ snake	-ss glass	ce palace	se house	ce ci cy cats city bicycle	
/a/ apple					
/t/ teddy	-tt letter	-ed skipped			
/i/ insect	-y				

Simpler Chart for Early Years

EYSP: Pictures prompt the sounds

The English Alphabetic Code

simple code	dipping into complex code			
phonemes and key pictures	graphemes of units 1 to 5			
/s/ snake	glass	palace	house	
/a/ apple				
/t/ teddy	letter	skipped		
/i/ insect				


Add Graphemes as Required

Simpler Chart for Early Years

EYSP: Pictures to show what the word examples 'are'

Versions of Alphabetic Code Charts

Ready-made charts



A4 Table Top Chart




A3 Tough Mat



Giant Charts

The Alphabetic Code Chart makes the code **tangible**

- capable of being touched or felt
- capable of being clearly grasped by the mind
- having a physical existence



Advantages of The Alphabetic Code Chart

Knowledge:

The Alphabetic Code Chart demonstrates the **rationale** between speech sounds and letters or letter groups (graphemes or 'spelling alternatives').

- **Shared knowledge** to train/support the adults
- **Work-in-progress** for the learners

Shared universally:

- **Use liberally:** e.g. in learners' **personal clip folders**, send a copy home **to parents**, include it in the **staff handbook**, the school's **brochure** and in the **literacy policy** (information and accountability)
- **Display** the large poster version of the *Alphabetic Code Chart* prominently in the **school entrance** and in **every classroom**